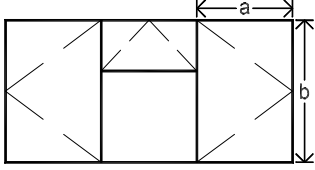
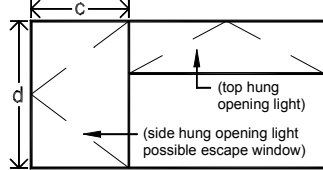
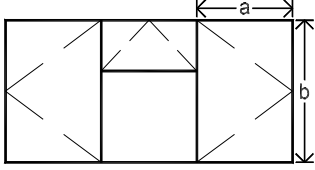
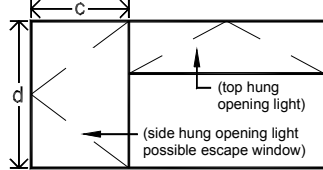


ROOM INFORMATION	EXISTING WINDOW/DOOR STYLE	REPLACEMENT WINDOW/DOOR STYLE
Storey, ie. Ground, First, Second, etc. <u>Ground Floor</u> Use of room, ie. Lounge, Kitchen, etc. <u>Lounge</u> Inner room Yes <input type="checkbox"/> No <input checked="" type="checkbox"/> Ex floor to cill height <u>950mm</u> New floor to cill height <u>950mm</u>	 Ex window clear width (a) <u>700mm</u> Ex Window clear height (b) <u>950mm</u>	 New window clear width (c) <u>500mm</u> New window clear height (d) <u>850mm</u>
Storey, ie. Ground, First, Second, etc. _____ Use of room, ie. Lounge, Kitchen, etc. _____ Inner room Yes <input type="checkbox"/> No <input type="checkbox"/> Ex floor to cill height _____ New floor to cill height _____	Ex window clear width (a) _____ Ex Window clear height (b) _____	New window clear width (c) _____ New window clear height (d) _____
Storey, ie. Ground, First, Second, etc. _____ Use of room, ie. Lounge, Kitchen, etc. _____ Inner room Yes <input type="checkbox"/> No <input type="checkbox"/> Ex floor to cill height _____ New floor to cill height _____	Ex window clear width (a) _____ Ex Window clear height (b) _____	New window clear width (c) _____ New window clear height (d) _____
Storey, ie. Ground, First, Second, etc. _____ Use of room, ie. Lounge, Kitchen, etc. _____ Inner room Yes <input type="checkbox"/> No <input type="checkbox"/> Ex floor to cill height _____ New floor to cill height _____	Ex window clear width (a) _____ Ex Window clear height (b) _____	New window clear width (c) _____ New window clear height (d) _____
Storey, ie. Ground, First, Second, etc. _____ Use of room, ie. Lounge, Kitchen, etc. _____ Inner room Yes <input type="checkbox"/> No <input type="checkbox"/> Ex floor to cill height _____ New floor to cill height _____	Ex window clear width (a) _____ Ex Window clear height (b) _____	New window clear width (c) _____ New window clear height (d) _____
Storey, ie. Ground, First, Second, etc. _____ Use of room, ie. Lounge, Kitchen, etc. _____ Inner room Yes <input type="checkbox"/> No <input type="checkbox"/> Ex floor to cill height _____ New floor to cill height _____	Ex window clear width (a) _____ Ex Window clear height (b) _____	New window clear width (c) _____ New window clear height (d) _____

ROOM INFORMATION	EXISTING WINDOW/DOOR STYLE	REPLACEMENT WINDOW/DOOR STYLE
Storey, ie. Ground, First, Second, etc. <u>Ground Floor</u> Use of room, ie. Lounge, Kitchen, etc. <u>Lounge</u> Inner room Yes <input type="checkbox"/> No <input checked="" type="checkbox"/> Ex floor to cill height <u>950mm</u> New floor to cill height <u>950mm</u>	 Ex window clear width (a) <u>700mm</u> Ex Window clear height (b) <u>950mm</u>	 New window clear width (c) <u>500mm</u> New window clear height (d) <u>850mm</u>
Storey, ie. Ground, First, Second, etc. _____ Use of room, ie. Lounge, Kitchen, etc. _____ Inner room Yes <input type="checkbox"/> No <input type="checkbox"/> Ex floor to cill height _____ New floor to cill height _____	Ex window clear width (a) _____ Ex Window clear height (b) _____	New window clear width (c) _____ New window clear height (d) _____
Storey, ie. Ground, First, Second, etc. _____ Use of room, ie. Lounge, Kitchen, etc. _____ Inner room Yes <input type="checkbox"/> No <input type="checkbox"/> Ex floor to cill height _____ New floor to cill height _____	Ex window clear width (a) _____ Ex Window clear height (b) _____	New window clear width (c) _____ New window clear height (d) _____
Storey, ie. Ground, First, Second, etc. _____ Use of room, ie. Lounge, Kitchen, etc. _____ Inner room Yes <input type="checkbox"/> No <input type="checkbox"/> Ex floor to cill height _____ New floor to cill height _____	Ex window clear width (a) _____ Ex Window clear height (b) _____	New window clear width (c) _____ New window clear height (d) _____
Storey, ie. Ground, First, Second, etc. _____ Use of room, ie. Lounge, Kitchen, etc. _____ Inner room Yes <input type="checkbox"/> No <input type="checkbox"/> Ex floor to cill height _____ New floor to cill height _____	Ex window clear width (a) _____ Ex Window clear height (b) _____	New window clear width (c) _____ New window clear height (d) _____
Storey, ie. Ground, First, Second, etc. _____ Use of room, ie. Lounge, Kitchen, etc. _____ Inner room Yes <input type="checkbox"/> No <input type="checkbox"/> Ex floor to cill height _____ New floor to cill height _____	Ex window clear width (a) _____ Ex Window clear height (b) _____	New window clear width (c) _____ New window clear height (d) _____